

Article Info

Received: 20 Oct 2014 | Revised Submission: 30 Oct 2014 | Accepted: 20 Nov 2014 | Available Online: 15 Dec 2014

Design and Simulation of Dual Band Rectangular Patch Antenna for WiMAX & IMT Band Application

Neeraj Kaushik, Atal Rai** and Amit Kushwaha****


ABSTRACT

The communication world patch antennas plays a main role due to its smaller dimensions. Today generation requires applications on a single device. In this paper dual band antenna is being presented. Currently multiband small microstrip antenna can be easily fitted into a device which can be used for various applications. Here first antenna is designed, slotted and simulations are carried out by using IE3D software [6]. Return loss, Gain, Antenna & radiating efficiency, Directivity are the various different properties observed after carrying out simulations. Here material with dielectric constant 2.2 is used.

Keywords: Rectangular Patch Antenna; Directivity; Radiation & Antenna Efficiency; Gain Return Loss.

1.0 Introduction

Microstrip patch antennas consist of a radiating patch, dielectric substrate and ground [1]. Selection of a substrate should be done very carefully because properties of an antenna vary with different substrate materials. Figure given below shows general two dimensional patch antenna The designed slotted rectangular patch antenna is shown in figure 2. Here simulations were carried out on a IE3D software [6] and results were obtained. The best feed point was (5,-6).



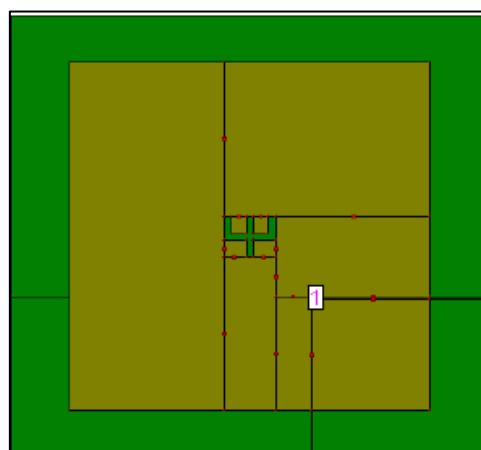
2.0 Antenna Design

Various parameters taken for antenna design are shown in the table 1. Formulas [1], [6] for calculation are taken from transmission line model.

Table 1: Design Parameters

S. No.	Parameter Name	Value
1	Patch length(L)	27.90 mm
2	Patch width(W)	33.88 mm
3	Ground length(L _g)	37.23 mm
4	Ground width(W _g)	43.02 mm
5	Frequency	3.5 GHz
6	Height of patch above ground(h)	1.524 mm

Fig 2: Designed Slotted Rectangular Patch Antenna



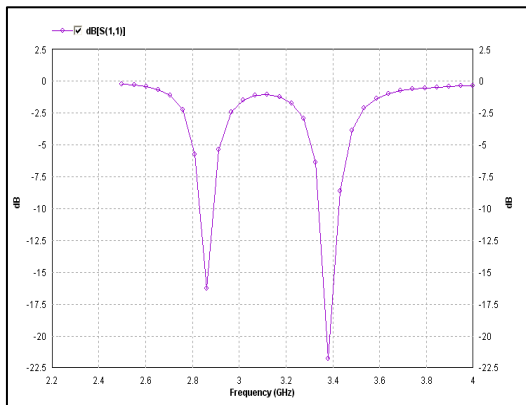
*Corresponding author; Department of Electronic & Compunction Engineering, IIMT College of Engineering, Meerut, Uttar Pradesh, India (E-mail:neeraj1604@gmail.com)

,*Department of Electronic & Compunction Engineering, IIMT College of Engineering, Meerut, Uttar Pradesh, India

3.0 Results & Discussions

First property that we are discussing is radiation pattern, when simulations were carried out then return losses of -15.85 dB and -21.7 dB were obtained at 2.86 GHz and 3.38 GHz respectively which shows that this is a dual band antenna. Figure below shows these return losses

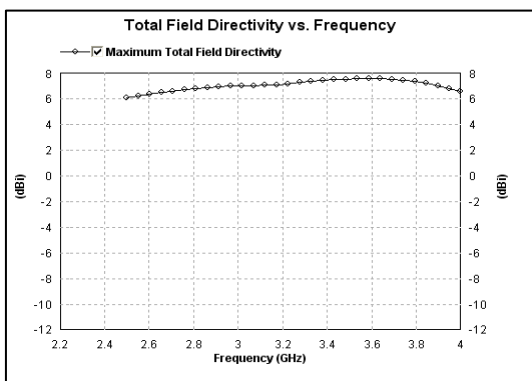
Fig 3: Return Loss Graph



Second property is Directivity which measures the power density which the antenna radiates in the direction of its strongest emission, versus the power density radiated by an ideal isotropic radiator radiating the same total power.

The obtained directivity of 7.38 dBi at 3.38 GHz is excellent and shows that this antenna is very fruitful for the second band. Figure number 4 shows this directivity graph.

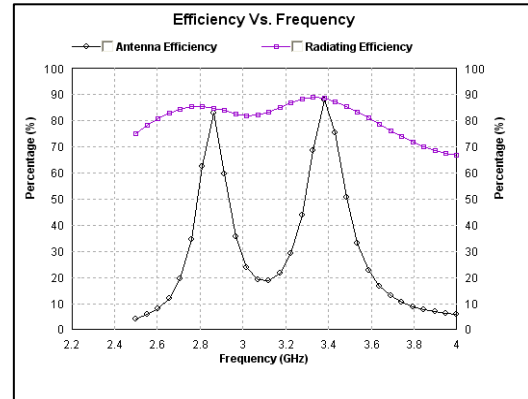
Fig 4: Total Field Directivity



Next to discuss is radiation & antenna efficiency. A radiation efficiency of 88.16% & antenna efficiency 86.67% is obtained at 3.38GHz. Here radiation efficiency is more than 80% which is a

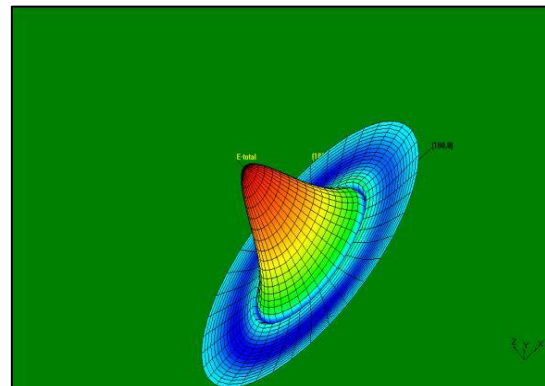
very good result. Figure number 5 shows this radiation & antenna efficiency graph.

Fig 5: Radiation & Antenna Efficiency Graph



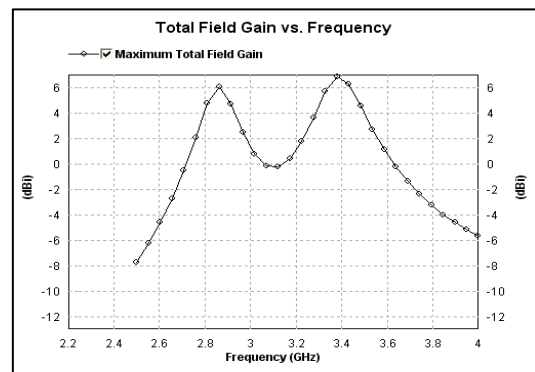
Also figure number 6 shows the radiation pattern of an antenna.

Fig 6: Radiation Pattern



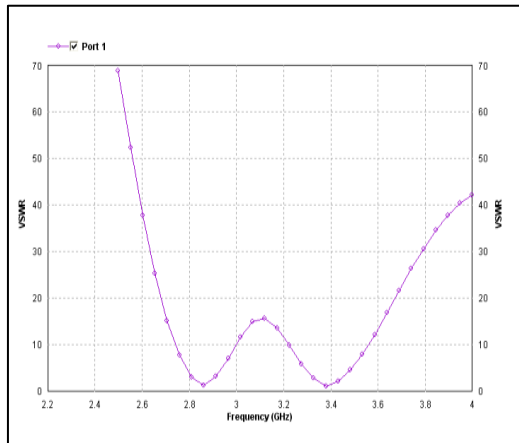
The obtained gain of 6.76dBi at 3.38 GHz is excellent and shows that this antenna is very useful for the second band. Figure number 7 shows this gain graph.

Fig 7: Total Field Gain



The obtained VSWR of 1.18 at 3.38 GHz is very good and shows that this antenna is very useful for the second band. Figure number 8 shows its VSWR graph.

Fig 8: VSWR



4.0 Conclusion

Obtained return losses of -15.85 dB and -21.7 dB are for the first and second bands respectively. The two bands show that this is a dual band antenna. Other properties like return loss, directivity, antenna & radiation efficiency, VSWR, gain were also very good. The designed slotted rectangular patch antenna will be useful for various applications at 2.86 GHz (IMT band) and 3.38 GHz (WiMAX band).

References

- [1] C. A. Balanis, Antenna Theory: Analysis and Design”Third edition John Wiley & Sons, Inc., 2005
- [2] Kuldeep K. Parashar, V. K. Singh, Ratnesh Tiwari, Microstrip patch antenna for WiMAX and WLAN applications, Advane Physics Letter, 1(1), 2014, 223-224
- [3] Anshul Shrivastava, Neha Rai, Ankita Rajput, A wideband U & Rectangular Slotted Rectangular Shaped Micro-strip Patch Antenna for Broadband Application, International Journal of Scientific Engineering and Technology, 3(9), 2014, 1167-1169
- [4] Amit Sharma, Atal Rai, Reeta Verma. Design and simulation of dual band rectangular patch antenna for Bluetooth and Wimax applications, IJERA, 1(3), 2013, 329-332
- [5] I. Papapolymerou, Rhonda Franklin Drayton, Linda P.B. Katehli, Micromachined patch antennas, IEEE transactions on antennas and propagation, 46(2), 1998
- [6] IE3D zeland software.